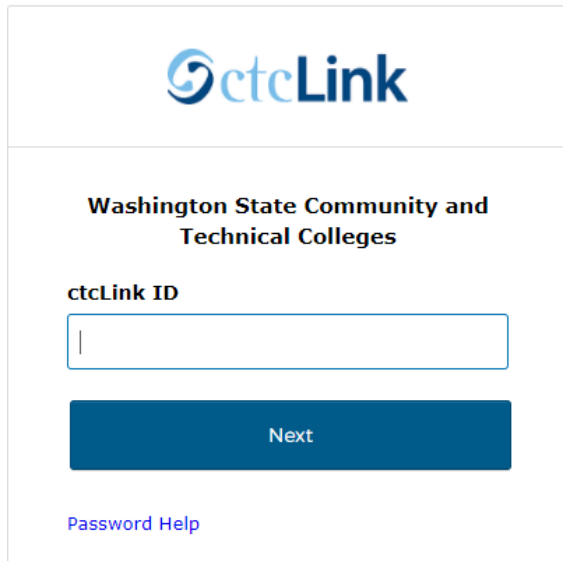


Desktop: View Your Class Schedule

1. Sign into ctclink at <https://myaccount.ctclink.us>



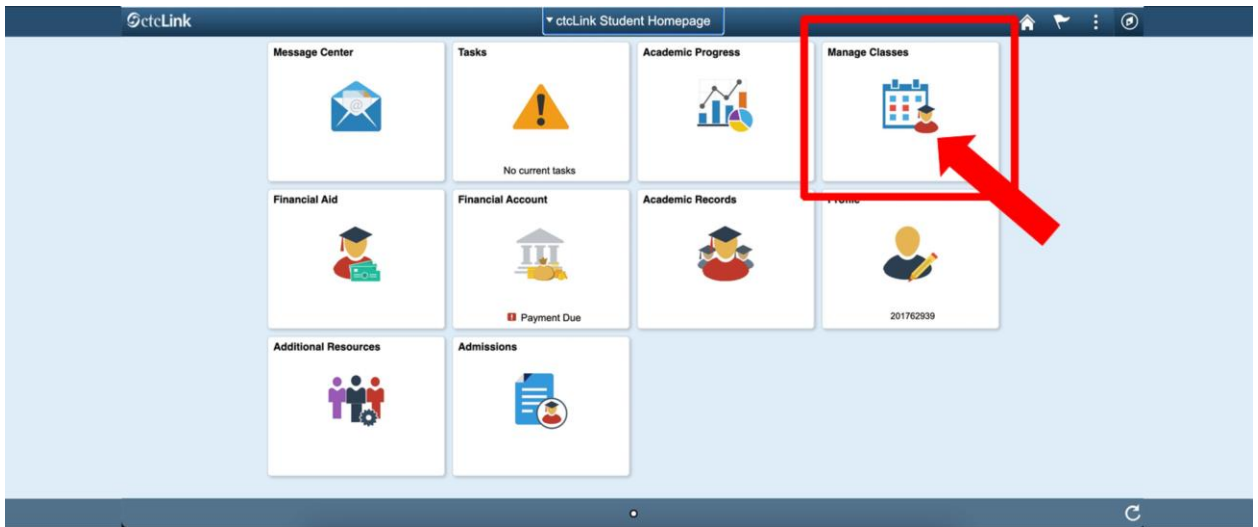
2. You will be brought to a screen to select a tile. Select the appropriate tile for WWCC. If you are or have been at another Washington State Community or Technical College you may see additional tiles.



3. Click on **Student Homepage**.



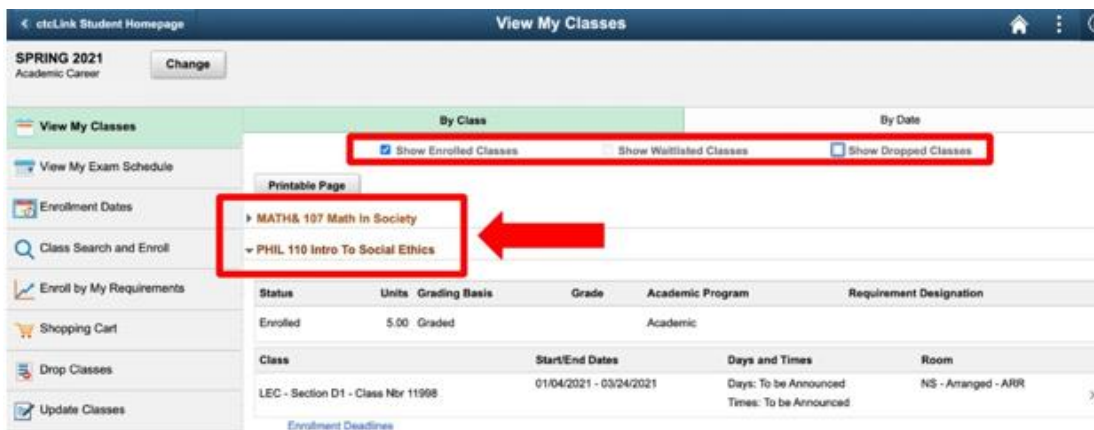
- Click on the Manage Classes tile.



- View My Classes** is the default page in Manage Classes. Select the Term/College combination you want to view.



- Select the classes you want to see: Enrolled, Waitlisted, or Dropped. Then, click on each class to view more details.



7. Click on the class to view more details: Class Details, Meeting Information, Enrollment Information, Class Availability, and Textbook/Other Materials.

The screenshot shows a web interface for a course catalog. At the top, there are two course categories: 'MATH& 107 Math In Society' and 'PHIL 110 Intro To Social Ethics'. Below these, a table lists course details. A red box highlights a row for 'LEC - Section D1 - Class Nbr 11998'. A red arrow points from this row to a second screenshot. The second screenshot shows a 'Class Information' pop-up window with tabs for 'Class Details', 'Meeting Information', 'Enrollment Information', 'Class Availability', and 'Textbook/Other Materials'. The 'Class Details' tab is active, showing a table with columns: Units, Grading, Instruction Mode, Location, and Campus. The data row shows: 5.00 Units, Graded, Optional - F2F or OL, Online, Main Campus. The status is 'Open'.

Status	Units	Grading Basis	Grade	Academic Program	Prerequisite Designation
Enrolled	5.00	Graded		Academic	

Class	Start/End Dates	Days and Times	Room
LEC - Section D1 - Class Nbr 11998	01/04/2021 - 03/24/2021	Days: To be Announced Times: To be Announced	NS - Arranged - ARR

Units	Grading	Instruction Mode	Location	Campus
5.00	Graded	Optional - F2F or OL	Online	Main Campus