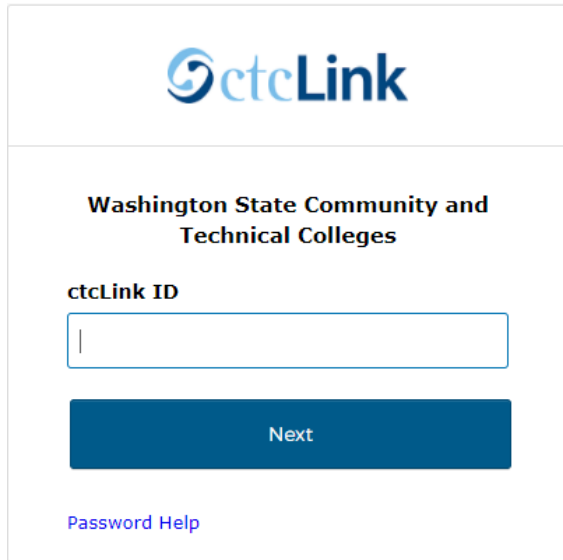


View Academic Progress

1. Sign into **ctcLink** at <https://myaccount.ctclink.us>

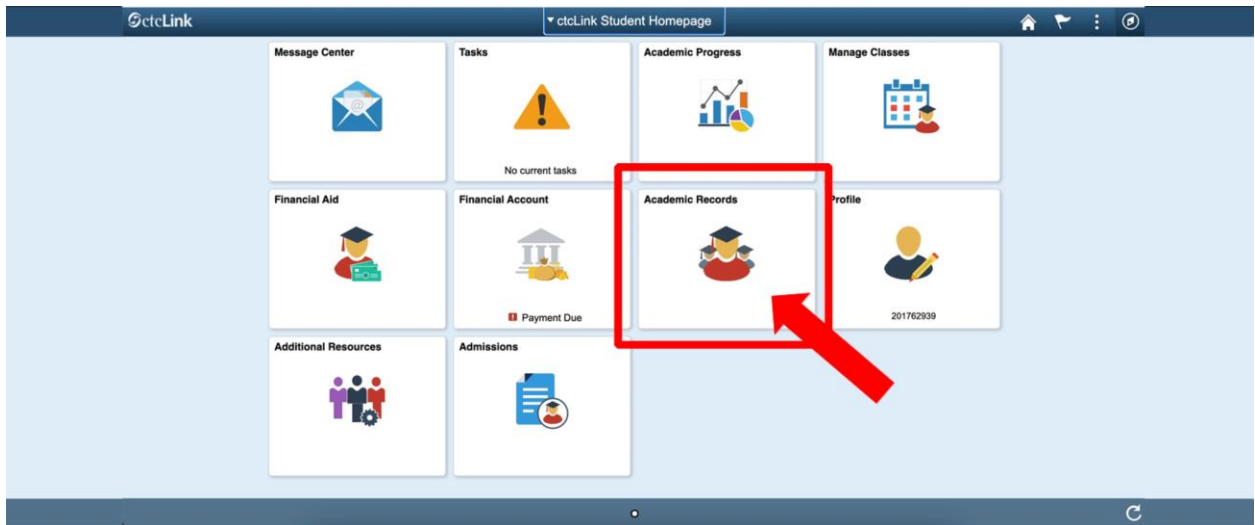


The screenshot shows the login interface for ctcLink. At the top is the ctcLink logo. Below it, the text reads "Washington State Community and Technical Colleges". Underneath, there is a label "ctcLink ID" followed by a text input field. Below the input field is a blue button labeled "Next". At the bottom left of the form area, there is a link labeled "Password Help".

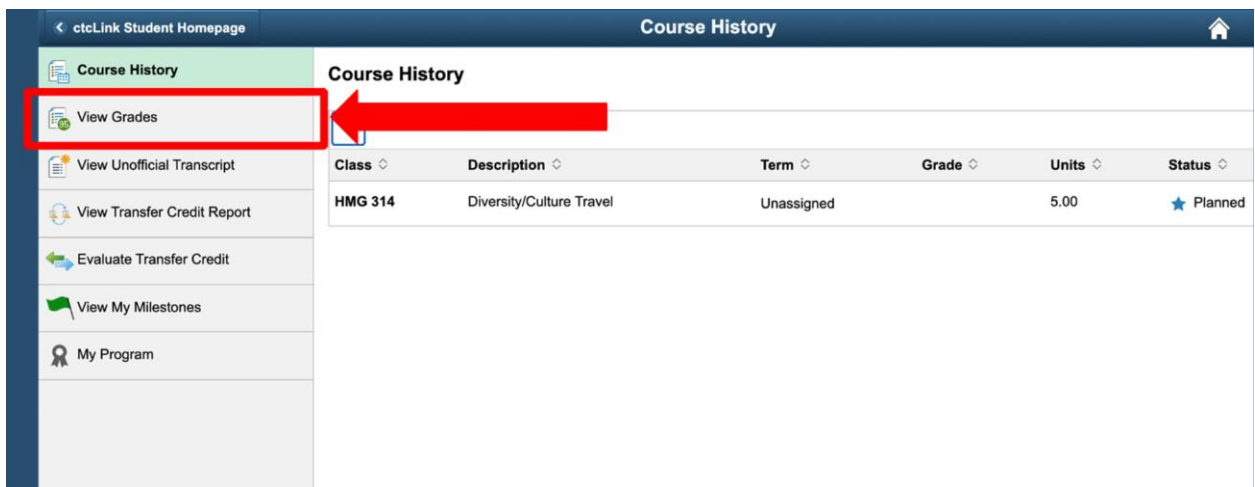
2. You will be brought to a screen to select a tile. Select the appropriate tile for SVC.

3. Click on **Student Homepage**.

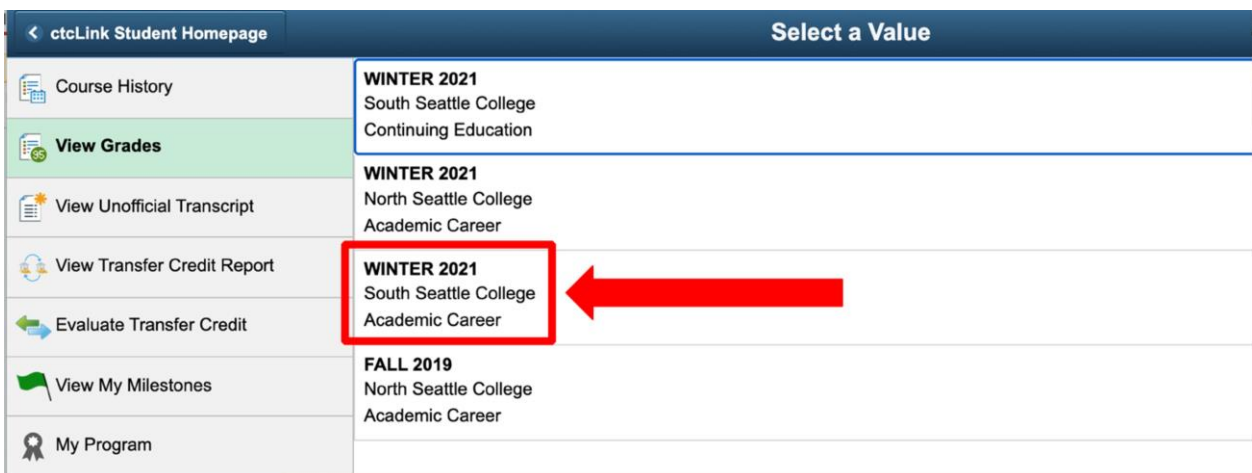
4. Click on the **Academic Records** tile.



5. Course History is the default page in Academic Records. Click **View Grades** to see your grades.



6. Select the Term/College combination you want to view.



7. You can see your Term GPA, Cumulative GPA, and individual class grades. To view grades for another quarter or college, click Change at the top left.

The screenshot shows the 'View Grades' page on the ctcLink Student Homepage. The page header includes 'ctcLink Student Homepage' and 'View Grades'. The sidebar on the left contains navigation options: Course History, View Grades (highlighted), View Unofficial Transcript, View Transfer Credit Report, Evaluate Transfer Credit, View My Milestones, and My Program. The main content area displays the current term as 'SPRING 2021' with a 'Change' button. Below this, the GPA information is shown: Term GPA 2.950 and Cumulative GPA 2.950. A table lists the classes with their units, grading status, grade, and grade points. The table has 4 rows and 5 columns: Class, Units, Grading, Grade, and Grade Points. The classes listed are CMST& 102, ENGL& 101, MATH& 107, and PHIL 110. Red arrows point to the 'Change' button, the GPA values, and the class table.

Class	Units	Grading	Grade	Grade Points
CMST& 102	5.00	Graded	3.0	15.000
ENGL& 101	5.00	Graded	2.9	14.500
MATH& 107	5.00	Graded		
PHIL 110	5.00	Graded		